


Specifications
T40000
Powershift Transmission
300 to 420 Hp (224 to 313 kW)





SPICER OFF-HIGHWAY PRODUCTS



Complete Flexibility in Mounting & Design

T40000

Both mounting configurations are available in short drop and long drop models.

<p>T MODEL The T Series is an integral transmission and converter assembly mounted directly to the engine. As a single compact package, it minimizes external piping and eliminates a drive shaft.</p>	
<p>MT MODEL The MT Series is an integral transmission and converter assembly mounted remote from the engine. This assembly minimizes external piping.</p>	

RATIOS

A wide range of ratios available for most industrial applications. Consult the Marketing Department for Information.

FULL POWERSHIFT - 4 SPEED									
	Model	Long Drop				Short Drop			
			40423	40424	40425	40441	40415	40418	40431
Speeds	1st	5.33	4.38	4.04	5.33	4.85	5.07	6.39	5.81
	2nd	2.44	2.22	2.02	2.22	2.42	2.42	2.66	2.42
F & R	3rd	1.39	1.26	1.15	1.26	1.38	1.38	1.52	1.38
	4th	.79	.72	.65	.72	.78	.78	.86	.78

OPTIONS

(Available on most models)

- 15" & 16" converter wheels
- Auxiliary pump drives
(2 drives for variable displacements pumps.)
- Modulation
- Emergency steering pump drive (LD)
- Remote filter
- Electric shift
- Electronic controls

CONVERTER SPECIFICATIONS HR AND MHR MODELS									
Converter	15	15.4	15.5	15.7	16	16.4	16.5	16.7	16.9
Stall Tor. Rat.	3.09	2.22	1.78	2.30	3.05	2.22	1.78	2.30	1.64

PUMP DRIVES

The T40000 is available with two auxiliary pump drives. Both are a 2-4 bolt SAE "C" size and provides flexibility in pump drive capacity to suit vehicle requirements.



SPICER OFF-HIGHWAY PRODUCTS DIVISION

Ten Briele 3 B-8200 BRUGGE BELGIUM Tel. +32 (0)50 402 211 Fax. +32 (0)50 402 402

ALL APPLICATIONS MUST BE APPROVED BY THE APPLICATION ENGINEERING DEPARTMENT
 SPECIFICATIONS and/or DESIGN ARE SUBJECT TO CHANGE WITHOUT NOTICE OR OBLIGATION